


## LubinEasyUnicode keymap

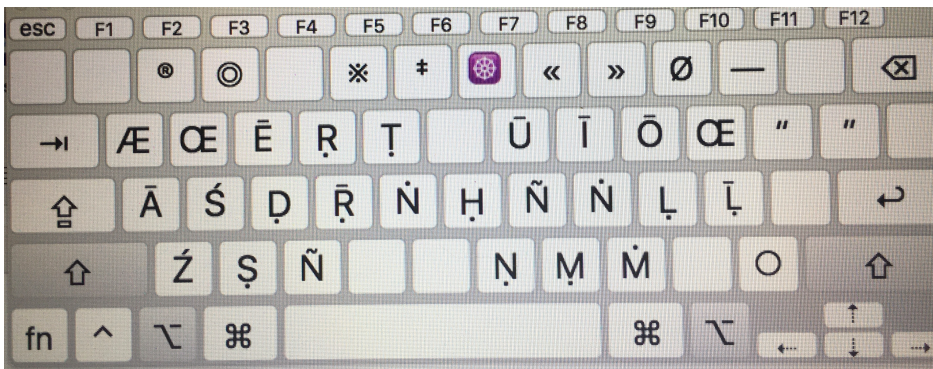
keylayout: <https://tinyurl.com/lubineasyunicode>

Customized to provide keystrokes for precomposed characters needed for Vedic and Classical Sanskrit, Gandhari, Dravidian languages, and Old Javanese; dead keys for adding common diacritical marks are available in the ctrl + alt table. EasyUnicode's full set of combining diacritical marks are still available (see page 2 below).

### alt:



### alt + shift:



**ctrl + alt:** (orange keys are dead keys to be hit first; the underring is to be typed after the r, etc.)




When using the Gandhari Unicode font, the Chinese characters are assigned to the unitary glyphs:  
ctrl + alt + 1-6: á à ì î ú û; + z: ṛ; + v: c̄

**ctrl + alt + shift:** (includes a number of Gandhari-unicode-specific glyphs)

→ Ö È É Ṛ ṛ ṛ Ü Î Ö \_ \_  
shift lock À s \_ \_ ġ \_ \_ k \_ \_  
shift Ṛ \_ Ç Ā ṛ ṛ ṛ ṛ ṛ \_

The full set of “Unicode Combining Diacritical Marks” (0301-0362) are still available with LubinEasyUnicode. To add one to any letter, **first type the letter** destined to bear the diacritical mark, and then press **opt+1** (a ring will appear temporarily) and **then press the key assigned to the desired diacritical mark** per the chart below. For example:

- i. Type the letter "a"
- ii. Press "option+1"
- iii. Press "e" which is assigned for the Unicode "Combining Acute Accent" (0301). Result: â



Examples: Acute: "option+1" and "e", Grave: "option+1" and "@", Breve: "option+1" and "b", Caron: "option+1" and "v", Ring below: "option+1" and "r"

6. Alternative diacritical marks can be called for "option+1" and then pressing "shift" key.

Examples: Breve Below: "option+1" and "shift+b", Caron Below: "option+1" and "shift+v" Vertical line below: "opti

